

Year 4 Term 1A

# Spellings

Name: \_\_\_\_\_





# Words with /aw/ spelt with augh and au

## Week 1

Tick the columns as you follow the instructions from left to right. Make sure you spell the words in the 'write' column. If you spell the word incorrectly, write it again in the 'correction' column.

	Look	Say	Cover	Write	Check	Correction
caught						
naughty						
taught						
daughter						
autumn						

Now that you know your spellings, can you match them with the correct picture?





# Words with /aw/ spelt with augh and au

## Week 1

Tick the columns as you follow the instructions from left to right. Make sure you spell the words in the 'write' column. If you spell the word incorrectly, write it again in the 'correction' column.

	Look	Say	Cover	Write	Check	Correction
<b>clause</b>						
<b>cause</b>						
<b>astronaut</b>						
<b>applaud</b>						
<b>author</b>						

Now that you know your spellings, can you match them with the correct picture?



\_\_\_\_\_

\_\_\_\_\_

\_\_\_\_\_

# Other Ways to Help You Learn Your Spellings

## ● **Bubble Letters**

Write your spelling words using bubble lettering and then colour them in.

s p e l l

## ● **Speed Write**

How many times can you write each of your spelling words in 30 seconds?

## ● **Word Scramble**

Ask a friend or grown-up to scramble all of the letters in each of your spellings. Can you work out each anagram?

## ● **Spelling Story**

Can you write a passage of text that contains all ten of your spelling words? It's not as easy as you think!


# Adding the prefix in- (meaning 'not' or 'into')

## Week 2

Tick the columns as you follow the instructions from left to right. Make sure you spell the words in the 'write' column. If you spell the word incorrectly, write it again in the 'correction' column.

	Look	Say	Cover	Write	Check	Correction
<b>inactive</b>						
<b>incorrect</b>						
<b>inaccurate</b>						
<b>insecure</b>						
<b>indefinite</b>						

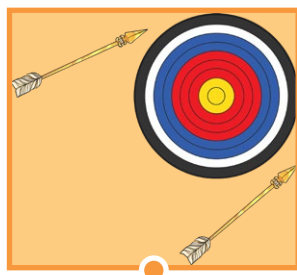
Now that you know your spellings, can you match them with the correct picture?



\_\_\_\_\_

\_\_\_\_\_

\_\_\_\_\_



\_\_\_\_\_

# Adding the prefix in- (meaning 'not' or 'into')

## Week 2

Tick the columns as you follow the instructions from left to right. Make sure you spell the words in the 'write' column. If you spell the word incorrectly, write it again in the 'correction' column.

	Look	Say	Cover	Write	Check	Correction
<b>incomplete</b>						
<b>infinite</b>						
<b>inedible</b>						
<b>inability</b>						
<b>indecisive</b>						

Now that you know your spellings, can you match them with the correct picture?



\_\_\_\_\_

\_\_\_\_\_

\_\_\_\_\_



\_\_\_\_\_

# Other Ways to Help You Learn Your Spellings

## ● Bubble Letters

Write your spelling words using bubble lettering and then colour them in.

s p e l l

## ● Speed Write

How many times can you write each of your spelling words in 30 seconds?

## ● Word Scramble

Ask a friend or grown-up to scramble all of the letters in each of your spellings. Can you work out each anagram?

## ● Spelling Story

Can you write a passage of text that contains all ten of your spelling words? It's not as easy as you think!



# Adding the prefix im- (before a root word starting with 'm' or 'p')

## Week 3

Tick the columns as you follow the instructions from left to right. Make sure you spell the words in the 'write' column. If you spell the word incorrectly, write it again in the 'correction' column.

	Look	Say	Cover	Write	Check	Correction
<b>immature</b>						
<b>immeasurable</b>						
<b>impossible</b>						
<b>immortal</b>						
<b>imperfect</b>						

Now that you know your spellings, can you match them with the correct picture?



\_\_\_\_\_

\_\_\_\_\_

\_\_\_\_\_



\_\_\_\_\_



# Adding the prefix im- (before a root word starting with 'm' or 'p')

## Week 3

Tick the columns as you follow the instructions from left to right. Make sure you spell the words in the 'write' column. If you spell the word incorrectly, write it again in the 'correction' column.

	Look	Say	Cover	Write	Check	Correction
<b>impatient</b>						
<b>immovable</b>						
<b>impolite</b>						
<b>important</b>						
<b>improper</b>						

Now that you know your spellings, can you match them with the correct picture?



# Other Ways to Help You Learn Your Spellings

## ● **Bubble Letters**

Write your spelling words using bubble lettering and then colour them in.

s p e l l

## ● **Speed Write**

How many times can you write each of your spelling words in 30 seconds?

## ● **Word Scramble**

Ask a friend or grown-up to scramble all of the letters in each of your spellings. Can you work out each anagram?

## ● **Spelling Story**

Can you write a passage of text that contains all ten of your spelling words? It's not as easy as you think!

# Adding the prefix il- (before a root word starting with 'l') and the prefix ir- (before a root word starting with 'r')

## Week 4

Tick the columns as you follow the instructions from left to right. Make sure you spell the words in the 'write' column. If you spell the word incorrectly, write it again in the 'correction' column.

	Look	Say	Cover	Write	Check	Correction
<b>illegal</b>						
<b>illegible</b>						
<b>illogical</b>						
<b>illiterate</b>						
<b>illicit</b>						

Now that you know your spellings, can you match them with the correct picture?





# Adding the prefix il- (before a root word starting with 'l') and the prefix ir- (before a root word starting with 'r')

## Week 4

Tick the columns as you follow the instructions from left to right. Make sure you spell the words in the 'write' column. If you spell the word incorrectly, write it again in the 'correction' column.

	Look	Say	Cover	Write	Check	Correction
<b>irregular</b>						
<b>irrelevant</b>						
<b>irresponsible</b>						
<b>irrational</b>						
<b>irresistible</b>						

Now that you know your spellings, can you match them with the correct picture?



# Other Ways to Help You Learn Your Spellings

## ● **Bubble Letters**

Write your spelling words using bubble lettering and then colour them in.

s p e l l

## ● **Speed Write**

How many times can you write each of your spelling words in 30 seconds?

## ● **Word Scramble**

Ask a friend or grown-up to scramble all of the letters in each of your spellings. Can you work out each anagram?

## ● **Spelling Story**

Can you write a passage of text that contains all ten of your spelling words? It's not as easy as you think!

# Homophones and near homophones

## Week 5

Tick the columns as you follow the instructions from left to right. Make sure you spell the words in the 'write' column. If you spell the word incorrectly, write it again in the 'correction' column.

	Look	Say	Cover	Write	Check	Correction
medal						
meddle						
missed						
mist						
scene						

Now that you know your spellings, can you match them with the correct picture?




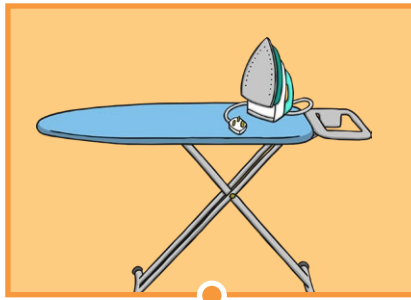

# Homophones and near homophones

## Week 5

Tick the columns as you follow the instructions from left to right. Make sure you spell the words in the 'write' column. If you spell the word incorrectly, write it again in the 'correction' column.

	Look	Say	Cover	Write	Check	Correction
seen						
board						
bored						
which						
witch						

Now that you know your spellings, can you match them with the correct picture?





# Other Ways to Help You Learn Your Spellings

## ● **Bubble Letters**

Write your spelling words using bubble lettering and then colour them in.

s p e l l

## ● **Speed Write**

How many times can you write each of your spelling words in 30 seconds?

## ● **Word Scramble**

Ask a friend or grown-up to scramble all of the letters in each of your spellings. Can you work out each anagram?

## ● **Spelling Story**

Can you write a passage of text that contains all ten of your spelling words? It's not as easy as you think!



# Words with /shun/ endings spelt with 'sion' (if root word ends in 'se', 'de' or 'd')

## Week 6

Tick the columns as you follow the instructions from left to right. Make sure you spell the words in the 'write' column. If you spell the word incorrectly, write it again in the 'correction' column.

	Look	Say	Cover	Write	Check	Correction
<b>division</b>						
<b>invasion</b>						
<b>confusion</b>						
<b>decision</b>						
<b>collision</b>						

Now that you know your spellings, can you match them with the correct picture?




# Words with /shun/ endings spelt with 'sion' (if root word ends in 'se', 'de' or 'd')

## Week 6

Tick the columns as you follow the instructions from left to right. Make sure you spell the words in the 'write' column. If you spell the word incorrectly, write it again in the 'correction' column.

	Look	Say	Cover	Write	Check	Correction
<b>television</b>						
<b>revision</b>						
<b>erosion</b>						
<b>inclusion</b>						
<b>explosion</b>						

Now that you know your spellings, can you match them with the correct picture?



# Other Ways to Help You Learn Your Spellings

## ● **Bubble Letters**

Write your spelling words using bubble lettering and then colour them in.

s p e l l

## ● **Speed Write**

How many times can you write each of your spelling words in 30 seconds?

## ● **Word Scramble**

Ask a friend or grown-up to scramble all of the letters in each of your spellings. Can you work out each anagram?

## ● **Spelling Story**

Can you write a passage of text that contains all ten of your spelling words? It's not as easy as you think!